VHS Series Pressure Relief 3 Port Valve with Locking Holes





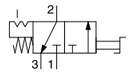

Ordering Code

VHS Series Pressure Relief 3 Port Valve with Locking Holes

VHS 40 - □ 04 A - BS - □

- VHS: Pressure relief 3 port valve
- 40: Body size — 20, 30, 40, 50
- □: Thread type — Nil: Rc, N: NPT, F: G
- 04: Port size

Symbol	Port size	Body size 20	30	40	50
01	1/8	●	–	–	–
02	1/4	●	●	●	–
03	3/8	–	●	●	–
04	1/2	–	–	●	–
06	3/4	–	–	●	●
10	1	–	–	–	●

- A: Port size
- BS: Options

Symbol	Description
Nil	Standard
B	With bracket
S	Built-in silencer (EXH port)

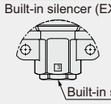

- □: Semi-standard
  - Nil: MPa as unit displayed on label
  - K: Handle color-black
  - R: Flow direction: Right → Left
  - Z: Psi as unit displayed on label

* Only for the NPT thread.

Specifications

Model		VHS20	VHS30	VHS40	VHS40-06	VHS50
Working medium		Clean air (40μm filteration)				
Working temperature		-5 to 60℃ (No freezing)				
Proof pressure		1.5MPa				
Working pressure range		0.1 to 1.0MPa				
Handle switching angle		90°				
Paint color (Standard)		Handle: Red, Body: White				
Weight	A (Handle, bonnet: Flame resistant PBT)	76g	127g	247g	293g	532g
	B (Handle, bonnet: Aluminum)	92g	156g	301g	349g	630g

Option/Accessory Type

A spacer or spacer with bracket is required if the valve is combined with modular F.R.L. Please order it separately.
VHS type can be ordered from How to Order of modular F.R.L. combination.

Pressure relief 3 port valve	Spacer part no.	Spacer with bracket part no.	Applicable air preparation equipment
VHS20	Y200-A	Y200T-A	AC20-A, B
VHS30	Y300-A	Y300T-A	AC25-A, B, AC30-A, B
VHS40	Y400-A	Y400T-A	AC40-A, B
VHS40-06	Y500-A	Y500T-A	AC40-06A, B
VHS50	Y600-A	Y600T-A	AC50-B, AC55-B, AC60-B

* New VHS series compatible with old spacer Y200 (T) to Y600 (T).

IS09001 CE
VPC PNEUMATIC®

VHS Series Pressure Relief 3 Port Valve with Locking Holes

Flow rate characteristics

Model	Port size		Flow rate characteristics					
	IN, OUT	EXH	IN→OUT			OUT→EXH		
			C(dm³/s·bar)	b	Cv	C(dm³/s·bar)	b	Cv
VHS20	1/8	1/8	2.4	0.43	0.65	2.5	0.39	0.69
	1/4		3.3	0.40	0.88	3.1	0.51	0.84
VHS30	1/4	1/4	6.4	0.45	1.7	6.2	0.38	1.7
	3/8		8.3	0.41	2.3	7.0	0.41	1.9
VHS40	1/4	3/8	7.3	0.49	2.0	8.5	0.35	2.3
	3/8		10.9	0.45	3.0	11.6	0.40	3.1
	1/2		14.2	0.39	3.8	13.3	0.43	3.6
VHS40-06	3/4	1/2	18.3	0.31	5.0	17.7	0.37	4.8
VHS50	3/4	1/2	23.8	0.41	6.4	21.8	0.41	5.9
	1		31.9	0.33	8.6	23.5	0.44	6.4

Main Dimensions

VHS40/50

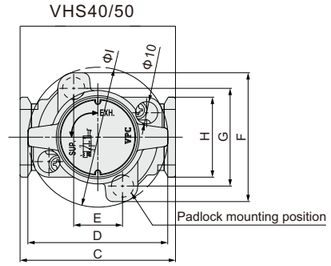

VHS30

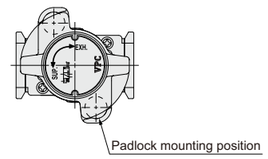

VHS20

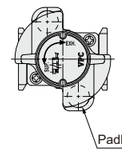

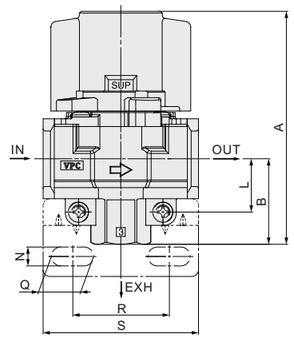

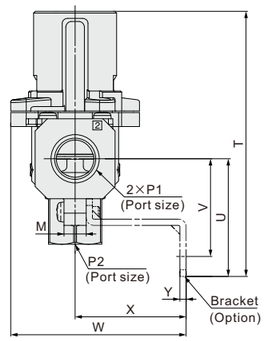

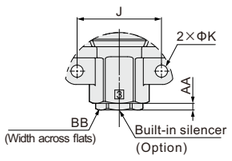

(mm)

Model	Standard specifications															
	P1	P2	A	B	C	D	E	F		G	H	I	J	K	L	M
								A type	B type							
VHS20	1/8, 1/4	1/8	66.4	22.3	40	37.5	14	46.6	47.2	33.6	28	43	24	4.5	14.8	9
VHS30	1/4, 3/8	1/4	80.3	29.4	53	49	19	52		38	30	49	30	4.5	19	9
VHS40	1/4, 3/8,1/2	3/8	104.9	38.5	70	63	22	58		44	36	63	38	5.5	24	10
VHS40-06	3/4	1/2	110.4	42	75	63	22	58		44	44	63	43	5.5	26	10
VHS50	3/4, 1	1/2	134.3	53	90	76	26	76		61	53	81	50	6.5	31	12

Model	Options specifications											
	With bracket										Built-in silencer	
	N	Q	R	S	T	U	V	W	X	Y	AA	BB
VHS20	5.4	8.4	27	40	75.4	31.3	25.3	53.3	30	2.3	3	12
VHS30	6.5	10	36.5	53	90.9	40	33	67	41	2.3	3	14
VHS40	8.5	19	43.5	70	119.4	53	44	79	50	2.8	3	19
VHS40-06	8.5	19	43.5	70	123.4	55	46	79	50	2.8	4	22
VHS50	11	27.5	49.5	90	152.3	71	60	108	70	3.2	4	22